

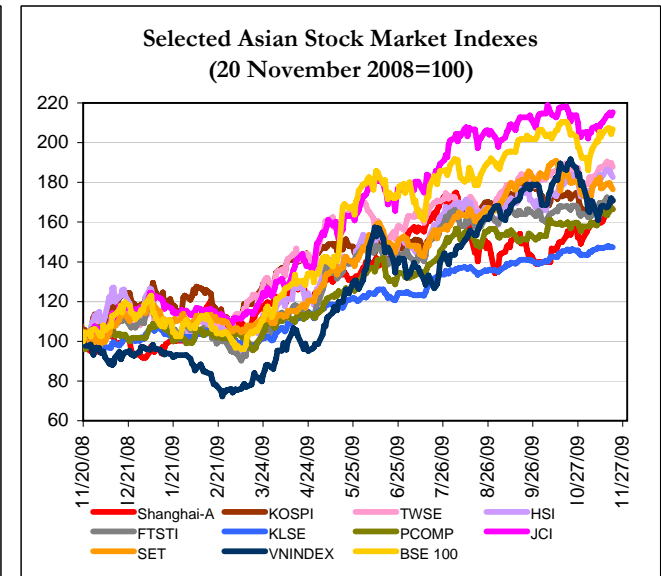
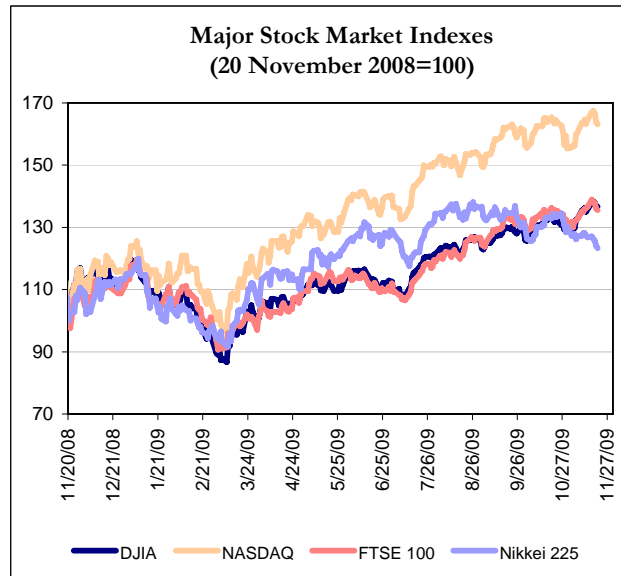
Daily Market Watch

Office of Regional Economic Integration

23 November 2009, 8:38 AM Manila

STOCK INDEXES

	Latest Closing	% change from Previous Day	% change from 2-Jan-09
Dow Jones Ind Avg	10,318.16	-0.14	14.21
NASDAQ	2,146.04	-0.50	31.48
S&P 500	1,091.38	-0.32	17.13
FTSE 100	5,251.41	-0.31	15.12
NIKKEI 225	9,497.68	-0.54	7.20
China, PR Shang-A	3,469.68	-0.37	81.49
Hong Kong HSI	22,455.84	-0.83	49.28
India BSE 100	8,955.67	1.16	73.74
Indonesia JCI	2,487.37	0.75	83.51
Korea KOSPI	1,620.60	0.00	40.02
Malaysia KLCI	1,274.36	-0.18	42.49
Pakistan KSE	6,593.93	0.58	51.14
Philippines PCOMP	3,068.73	-0.47	63.85
Singapore STI	2,761.54	0.10	50.93
Taipei,CH TWSE	7,682.97	-0.99	67.34
Thailand SET	695.25	-0.74	54.51
Viet Nam VNINDEX	555.84	-0.75	77.39



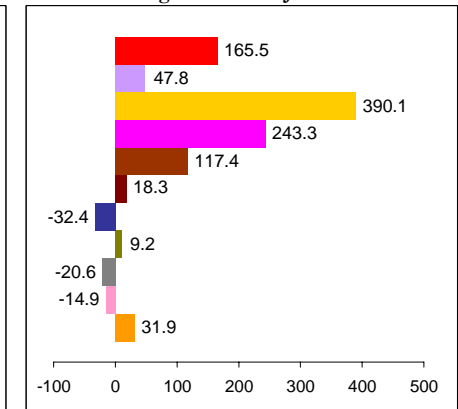
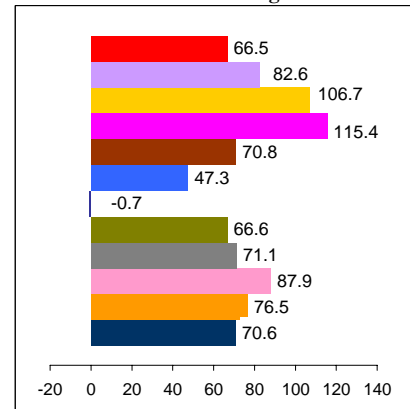
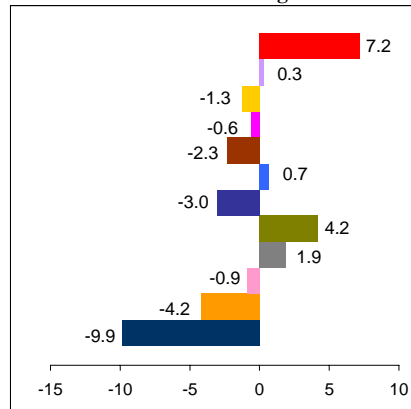
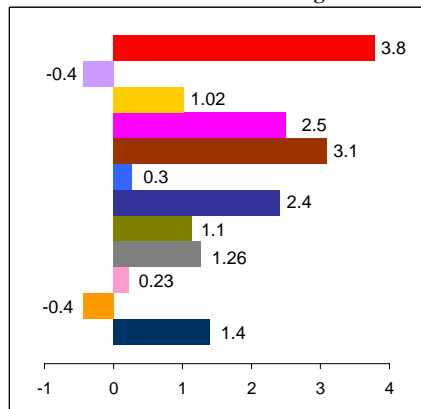
One-Week Change

One-Month Change

One-Year Change

Change Since End-June 1997

- Shanghai-A
- HSI
- BSE
- JCI
- KOSPI
- KLCI
- KSE
- PCOMP
- STI
- TWSE
- SET
- VNINDEX



Source: Based on Reuters data.